

San Francisco County Transportation Authority
Prop K/Prop AA Allocation Request Form

FY of Allocation Action: 2017/18

Project Name: Bayshore Blvd/Cesar Chavez St/Potrero Ave Intersection
Improvements (The Hairball) [NTIP Capital]

Grant Recipient: Department of Public Works

EXPENDITURE PLAN INFORMATION

Prop K EP category: Pedestrian Circulation/Safety: (EP-40)

Prop K EP Line Number (Primary): 40 Current Prop K Request: \$ 320,000
Prop K Other EP Line Numbers: 39

Prop AA Category: _____

Current Prop AA Request: \$ -

Supervisory District(s): District 09, District 10

REQUEST

Brief Project Description (type below)

Neighborhood Transportation Improvement Program Capital funds will be used to construct a wider, regraded path with adequate clearance at the highway overpass, and create a safe shared bike and pedestrian path minimizing conflict between users for Segments F and G of the Bayshore Blvd/Cesar Chavez St/Potrero Ave Intersection. These segments are located at the intersection's western entrance adjacent to westbound Cesar Chavez Street. Segment F is a shared path through an undeveloped city-owned lot. Segment G is an eastbound pathway on a steep grade under Highway 101's southbound on-ramp.

Detailed Scope, Project Benefits and Community Outreach (type below)

See attached scope of work.

Project Location (type below)

Bayshore Blvd/Cesar Chavez Street/Potrero Ave

Project Phase (select dropdown below)

Construction (CON)

Map or Drawings Attached? Yes

Other Items Attached? Yes

Scope of Work: Bayshore/Cesar Chavez/Potrero Intersection (The Hairball) [NTIP Capital]

In February 2017, the Transportation Authority allocated \$80,000 in District 9 (providing \$40,000) and District 10 (providing \$40,000) Neighborhood Transportation Improvement Program (NTIP) capital funds to the San Francisco Public Works (SFPW) for the design phase of the Bayshore Boulevard/Cesar Chavez Street/Potrero Avenue Intersection (The Hairball) Segments F and G. This project emerged from recommendations in the SFMTA's Bayshore Boulevard/Cesar Chavez Street/Potrero Avenue Intersection (The Hairball): Key Segment Improvements report, which was also funded through the NTIP. At the time of the design phase allocation, the Transportation Authority approved an intent to allocate \$320,000 in Prop K NTIP capital funds for District 9 (\$160,000) and District 10 (\$160,000) to the construction phase of the project, contingent upon completion of design. Design is now complete, and SFPW's request would fulfill the intent to allocate. The Transportation Authority's NTIP is intended to strengthen project pipelines and advance the delivery of community-supported neighborhood-scale projects, especially in Communities of Concern and other neighborhoods with high unmet needs.

In the project area, Cesar Chavez Street, Bayshore Boulevard and Potrero Avenue intersect to form a complex arrangement of bridges and ramps linking with Highway 101. The intersection is nicknamed "The Hairball" and is built in three levels, with pedestrian and bicycle circulation generally restricted to the middle and ground levels, while vehicles use all three levels. In 2010, the SF Planning Department began a community outreach process. The Cesar Chavez East Community Design Plan was finalized in 2012. This plan divides the Hairball area into segments A through O.

Segments F and G from the Cesar Chavez East Community Design Plan are located at the western entrance of the Hairball adjacent to westbound Cesar Chavez Street. Segment F is a shared pedestrian path through an undeveloped city-owned lot. Segment G is an eastbound pathway that travels down a steep grade under the Highway 101 southbound on-ramp. Designs for these two segments aim to create a wider, regraded path with adequate clearance at the highway overpass. The designs create a safe shared path for bikes and pedestrians that minimizes conflict between users.

Specific design changes include:

- Entry ramp widened and resurfaced at eastbound Cesar Chavez Street.
- Eastbound shared bike/pedestrian path widened from 6 feet to 10 feet for shared/ flexible uses.
- New landscaped buffer installed to setback pathway from the road/highway on-ramp.
- New retaining walls and abutment installed.
- Pathway regraded to allow for sufficient clearance at highway overpass.

No substantial changes to the project were introduced during the design phase. The path and surrounding landscape will be re-graded so that water will not accumulate on the new path as it does on the existing path.

During the concept phase SFPW partnered with the San Francisco Bicycle Coalition to stage a bicycle ride through the Hairball to discuss the design of Segments F/G. The ride-through was also attended by San Francisco Municipal Transportation Agency staff and community members. A follow up ride-through was staged during the design phase in March 2017 to provide an update and review conditions.

**San Francisco County Transportation Authority
Prop K/Prop AA Allocation Request Form**

Bayshore Blvd/Cesar Chavez St/Potrero Ave Intersection
Project Name: Improvements (The Hairball) [NTIP Capital]

ENVIRONMENTAL CLEARANCE

Environmental Type: Categorically Exempt

PROJECT DELIVERY MILESTONES

Enter dates below for ALL project phases, not just for the current request, based on the best information available. For PLANNING requests, please only enter the schedule information for the PLANNING phase.

Phase	Start		End	
	Quarter	Calendar Year	Quarter	Calendar Year
Planning/Conceptual Engineering (PLAN)	Jan-Mar	2016	Jul-Sep	2016
Environmental Studies (PA&ED)	Jan-Mar	2016	Jan-Mar	2017
Right-of-Way				
Design Engineering (PS&E)	Apr-Jun	2017	Oct-Dec	2017
Advertise Construction	Apr-Jun	2018		
Start Construction (e.g. Award Contract)	Jul-Sep	2018		
Operations (i.e., paratransit)				
Open for Use			Oct-Dec	2018
Project Completion (means last eligible expenditure)			Oct-Dec	2019

SCHEDULE DETAILS

Provide dates for any COMMUNITY OUTREACH planned during the requested phase(s). Identify PROJECT COORDINATION with other projects in the area (e.g. paving, MUNI Forward) and relevant milestone dates (e.g. design needs to be done by DATE to meet paving schedule). List any timely use-of-funds deadlines (e.g. federal obligation deadline). If a project is comprised of MULTIPLE SUB-PROJECTS, provide milestones for each sub-project. For PLANNING EFFORTS, provide start/end dates for each task.

SFPW will continue to work with the San Francisco Bicycle Coalition to provide additional outreach and updates to the community about the project.

SFPW submitted an encroachment permit application and preliminary plans to Caltrans in August 2017 and received preliminary comments. Comments from Caltrans include drawing comments about environmental review, maintenance agreement and traffic control. Public Works will address preliminary comments from Caltrans prior to re-submittal of the permit package with 100% design in late January 2018. It could take 4-8 weeks for Caltrans to review and issue the encroachment permit, although this is a relatively small project with little work in the roadway so it may be faster.

**San Francisco County Transportation Authority
Prop K/Prop AA Allocation Request Form**

Project Name: Bayshore Blvd/Cesar Chavez St/Potrero Ave Intersection Improvements (The Hairball) [NTIP Capital]

FUNDING PLAN - FOR CURRENT REQUEST

Enter the funding plan for the phase(s) that are the subject of the CURRENT REQUEST. Totals should match those shown in the Cost Summary below.

Prop K EP Category	EP Line Number	Amount	If requesting funds from multiple, EP line items, use table at left to indicate the amount requested from each line item.
Pedestrian Circulation/Safety: (EP-40)	40	\$ 220,000	
Bicycle Circulation/Safety: (EP-39)	39	\$ 100,000	
Total:		\$ 320,000	

Fund Source	Planned	Programmed	Allocated	Total
Prop K	\$ 2,931	\$ 317,069	\$ -	\$ 320,000
Prop AA	\$ -	\$ -	\$ -	\$ -
SFMTA Prop B Baseline Set-Aside		\$ 208,000	\$ -	\$ 208,000
	\$ -	\$ -	\$ -	\$ -
	\$ -	\$ -	\$ -	\$ -
	\$ -	\$ -	\$ -	\$ -
Total:	\$ 2,931	\$ 525,069	\$ -	\$ 528,000

FUNDING PLAN - FOR ENTIRE PROJECT (ALL PHASES)

Enter the funding plan for all phases (planning through construction) of the project. This section may be left blank if the current request covers all project phases. Totals should match those shown in the Cost Summary below.

Fund Source	Planned	Programmed	Allocated	Total
Prop K	\$ 2,931	\$ 317,069	\$ 169,372	\$ 489,372
Prop AA	\$ -	\$ -	\$ -	\$ -
SFMTA Prop B Baseline Set-Aside		\$ 208,000	\$ -	\$ 208,000
	\$ -	\$ -	\$ -	\$ -
	\$ -	\$ -	\$ -	\$ -
	\$ -	\$ -	\$ -	\$ -
	\$ -	\$ -	\$ -	\$ -
Total:	\$ 2,931	\$ 525,069	\$ 169,372	\$ 697,372

**San Francisco County Transportation Authority
Prop K/Prop AA Allocation Request Form**

COST SUMMARY

Show total cost for ALL project phases (in year of expenditure dollars) based on best available information. Source of cost estimate (e.g. 35% design, vendor quote) is intended to help gauge the quality of the cost estimate, which should improve in reliability the farther along a project is in its development.

Phase	Total Cost	Prop K - Current Request	Prop AA - Current Request	Source of Cost Estimate
Planning/Conceptual Engineering (PLAN)	\$ 89,372	\$ -		Actual cost
Environmental Studies (PA&ED)		\$ -		
Right-of-Way	\$ -	\$ -		
Design Engineering (PS&E)	\$ 80,000		\$ -	Actual cost + estimated cost to complete
Construction (CON)	\$ 528,000	\$ 320,000	\$ -	Based on 95% Design Estimate
Operations (Paratransit)	\$ -	\$ -		
Total:	\$ 697,372	\$ 320,000	\$ -	

% Complete of Design: as of
 Expected Useful Life: Years

PROPOSED REIMBURSEMENT SCHEDULE FOR CURRENT REQUEST (instructions as noted below)

Use the table below to enter the proposed reimbursement schedule for the current request. Prop K and Prop AA policy assume these funds will not be reimbursed at a rate greater than their proportional share of the funding plan for the relevant phase unless justification is provided for a more aggressive reimbursement rate. If the current request is for multiple phases, please provide separate reimbursement schedules by phase. If the proposed schedule exceeds the years available, please attach a file with the requested information.

Fund Source	FY 2017/18	FY 2018/19	FY 2019/20	FY 2020/21	FY 2021/22+	Total
Prop K	\$ -	\$ 320,000	\$ -	\$ -	\$ -	\$ 320,000
Prop AA	\$ -	\$ -	\$ -	\$ -	\$ -	\$ -

**San Francisco County Transportation Authority
Prop K/Prop AA Allocation Request Form**

Project Name: Bayshore Blvd/Cesar Chavez St/Potrero Ave Intersection Improvements (The Hairball)
[NTIP Capital]

MAJOR LINE ITEM BUDGET

PROJECT BUDGET - CONSTRUCTION

SUMMARY BY MAJOR LINE ITEM (BY AGENCY LABOR BY TASK)					
Budget Line Item	Totals	% of contract	SFPW	Contractor	
1. Contract					
Demolition	\$ 7,000			\$ 7,000	
Fine Grading	\$ 14,000			\$ 14,000	
Native Hydroseed and Tackifier	\$ 15,300			\$ 15,300	
4-inch Thick CCSF Standard Concrete Paving	\$ 13,500			\$ 13,500	
6-inch Thick CCSF Standard Concrete Paving	\$ 47,500			\$ 47,500	
CCSF Standard Curb and Gutter	\$ 2,200			\$ 2,200	
Galvanize dSteel Handrails	\$ 8,125			\$ 8,125	
Planting, 24" Box Trees	\$ 12,000			\$ 12,000	
Volumetric Boulders	\$ 15,000			\$ 15,000	
3 Year Landscape Maintenance	\$ 12,000			\$ 12,000	
Structural Concrete	\$ 152,000			\$ 152,000	
Structural Excavation	\$ 15,600			\$ 15,600	
Structural Backfill	\$ 4,420			\$ 4,420	
Debris Catchment Fence	\$ 24,075			\$ 24,075	
Wall Drainage System	\$ 20,100			\$ 20,100	
Contract Total	\$ 362,820			\$ 362,820	
2. Mobilization	\$ 18,141	5%		\$ 18,141	
3. Traffic Routing	\$ 18,141	5%		\$ 18,141	
4. Contingency	\$ 41,821	12%	\$ 41,821		
5. Construction Support	\$ 87,077	24%	\$ 87,077		
TOTAL CONSTRUCTION PHASE	\$ 528,000		\$ 128,898	\$ 399,102	

**San Francisco County Transportation Authority
Prop K/Prop AA Allocation Request Form**

TRANSPORTATION AUTHORITY RECOMMENDATION

This section is to be completed by Transportation Authority Staff.

Last Updated: 1/17/2018 **Res. No:** _____ **Res. Date:** _____

Project Name: Bayshore Blvd/Cesar Chavez St/Potrero Ave Intersection Improvements (The Hairball) [NTIP Capital]

Grant Recipient: Department of Public Works

Funding Recommended:	Action	Amount	Phase
	Prop K Allocation	\$ 320,000	Construction (CON)
	Total:	\$ 320,000	

Total Prop K Funds: \$ 320,000

Total Prop AA Funds: \$ -

Justification for multi-phase recommendations and notes for multi-sponsor recommendations:

Fund Expiration Date: 12/31/2019 **Eligible expenses must be incurred prior to this date.**

Intended Future Action	Action	Amount	Fiscal Year	Phase

Trigger: _____

Deliverables:

1. Quarterly progress reports shall provide anticipated dates of upcoming project milestones (e.g. ribbon-cutting), in addition to all other requirements described in the Standard Grant Agreement (SGA). See SGA for definitions.
2. Over the course of the project quarterly progress reports should include 2-3 photos of work in progress for recent activities. Upon project completion, provide 2-3 digital photos of the completed project.
3. _____
4. _____

**San Francisco County Transportation Authority
Prop K/Prop AA Allocation Request Form**

TRANSPORTATION AUTHORITY RECOMMENDATION

This section is to be completed by Transportation Authority Staff.

Last Updated: 1/17/2018 **Res. No:** _____ **Res. Date:** _____

Project Name: Bayshore Blvd/Cesar Chavez St/Potrero Ave Intersection Improvements (The Hairball) [NTIP Capital]

Grant Recipient: Department of Public Works

Special Conditions:

- | | |
|----|---|
| 1. | The recommended allocation requires a concurrent amendment to the Bicycle Circulation/Safety 5YPP to program \$2,931 in cumulative remaining programming capacity to the subject project. |
| 2. | SFMTA may not incur expenses for the construction phase (\$320,000) until Transportation Authority staff releases the funds pending receipt of evidence of completion of design (e.g. copy of certifications page). |
| 3. | The Transportation Authority will only reimburse SFMTA up to the approved overhead multiplier rate for the fiscal year that SFMTA incurs charges. |

Notes:

- | | |
|----|---|
| 1. | Recommendation fulfills an intent to allocate \$320,000 in Prop K funds for the construction phase of the project contingent upon the completion of design and with a 50/50 split from District 9 and District 10 NTIP capital funds (Resolution 2017-027, approved February 2017). |
| 2. | Quarterly progress reports will be shared with the District Supervisor for this NTIP project. |
| 3. | |

Metric	Prop K	Prop AA
Actual Leveraging - Current Request	39.39%	No Prop AA
Actual Leveraging - This Project	29.83%	No Prop AA

SFCTA Project

Reviewer: P&PD

**San Francisco County Transportation Authority
Prop K/Prop AA Allocation Request Form**

TRANSPORTATION AUTHORITY RECOMMENDATION

This section is to be completed by Transportation Authority Staff.

Last Updated: 1/17/2018 **Res. No:** _____ **Res. Date:** _____

Project Name: Bayshore Blvd/Cesar Chavez St/Potrero Ave Intersection Improvements (The Hairball) [NTIP Capital]

Grant Recipient: Department of Public Works

SGA PROJECT NUMBER

Sponsor: San Francisco Municipal Transportation Agency - DPT

SGA Project Number:

140-908xxx

Name:

Bayshore Blvd/Cesar Chavez St/Potrero Ave Intersection Improvements (The Hairball) [NTIP Capital] - EP-40

Phase: Construction (CON)

Fund Share:

60.61%

Cash Flow Distribution Schedule by Fiscal Year

Fund Source	FY 2017/18	FY 2018/19	FY 2019/20	FY 2020/21	FY 2021/22+	Total
Prop K		\$220,000				\$220,000

Sponsor: San Francisco Municipal Transportation Agency - DPT

SGA Project Number:

139-908xxx

Name:

Bayshore Blvd/Cesar Chavez St/Potrero Ave Intersection Improvements (The Hairball) [NTIP Capital] - EP-39

Phase: Construction (CON)

Fund Share:

60.61%

Cash Flow Distribution Schedule by Fiscal Year

Fund Source	FY 2017/18	FY 2018/19	FY 2019/20	FY 2020/21	FY 2021/22+	Total
Prop K		\$100,000				\$100,000

**San Francisco County Transportation Authority
Prop K/Prop AA Allocation Request Form**

FY of Allocation Action: 2017/18

Current Prop K Request: \$ 320,000

Current Prop AA Request: \$ -

Project Name: Bayshore Blvd/Cesar Chavez St/Potrero Ave Intersection Improvements (The Hairball) [NTIP Capital]

Grant Recipient: Department of Public Works

1) The requested sales tax and/or vehicle registration fee revenues will be used to supplement and under no circumstance replace existing local revenues used for transportation purposes.

<p>Required for Allocation Request Form Submission Initials of sponsor staff member verifying the above statement</p>
<p style="font-size: 2em;">DF</p>

CONTACT INFORMATION

Project Manager

Grants Section Contact

Name: David Froehlich

Rachel Alonso

Title: Project Manager

Transportation Finance Analyst

Phone: 415-558-4041

415-554-4139

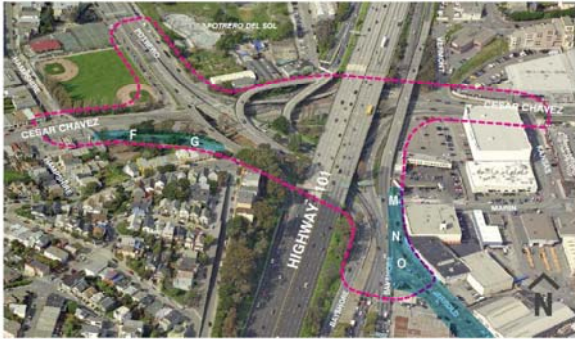
Email: david.froehlich@sfdpw.org

rachel.alonso@sfdpw.org

**San Francisco County Transportation Authority
Prop K/Prop AA Allocation Request Form
MAPS AND DRAWINGS**

Cesar Chavez/Potrero Ave./Bayshore Blvd. Improvements: The Hairball

The Hairball



Birds-eye view of the Hairball and Key Segments



Segment Map of the Hairball

Segment F and G: Existing Conditions



Segment F




Segment G

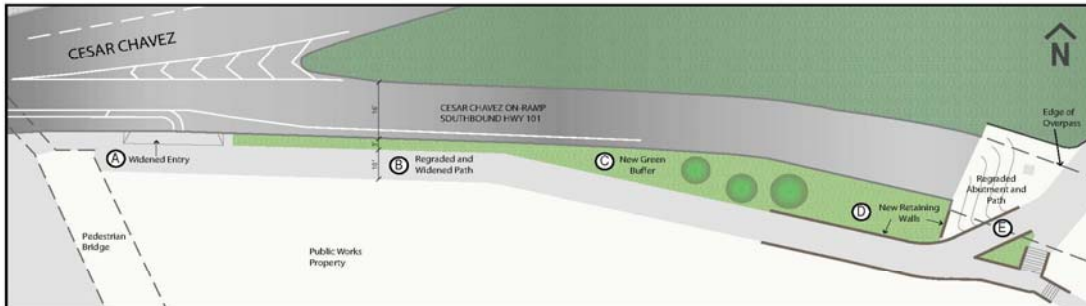


Segment M, N and O
(Looking north from Jerrold Ave. & Bayshore Blvd.)

Segment F and G: Existing Conditions



Segment F and G: Proposed Project



- A. Entry ramp widened and resurfaced at Cesar Chavez
- B. EB shared bike/pedestrian path widened from 6 ft to 10 ft for shared/flexible uses
- C. New green buffer installed to set back pathway from the road/highway on-ramp

- D. New retaining walls and abutment installed
- E. Pathway regraded to allow for sufficient clearance at highway overpass

San Francisco County Transportation Authority
 Prop K/Prop AA Allocation Request Form
 90% DESIGN DRAWINGS

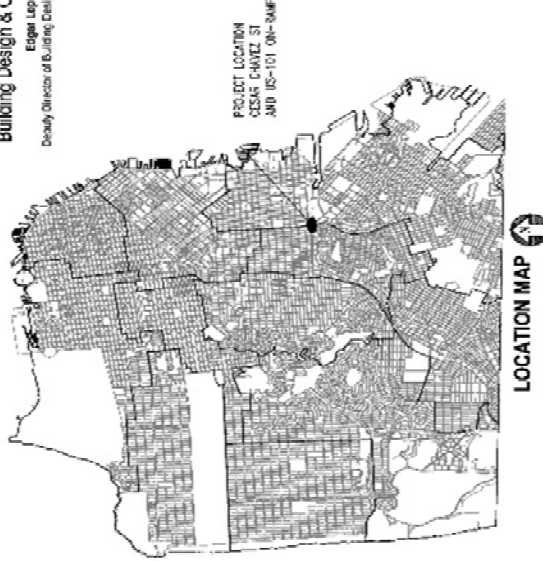


City and County of San Francisco
 Edwin M. Lee, Mayor
 Mohammad Nuru, Director

HAIRBALL FG
CONTRACT NO. 2994J



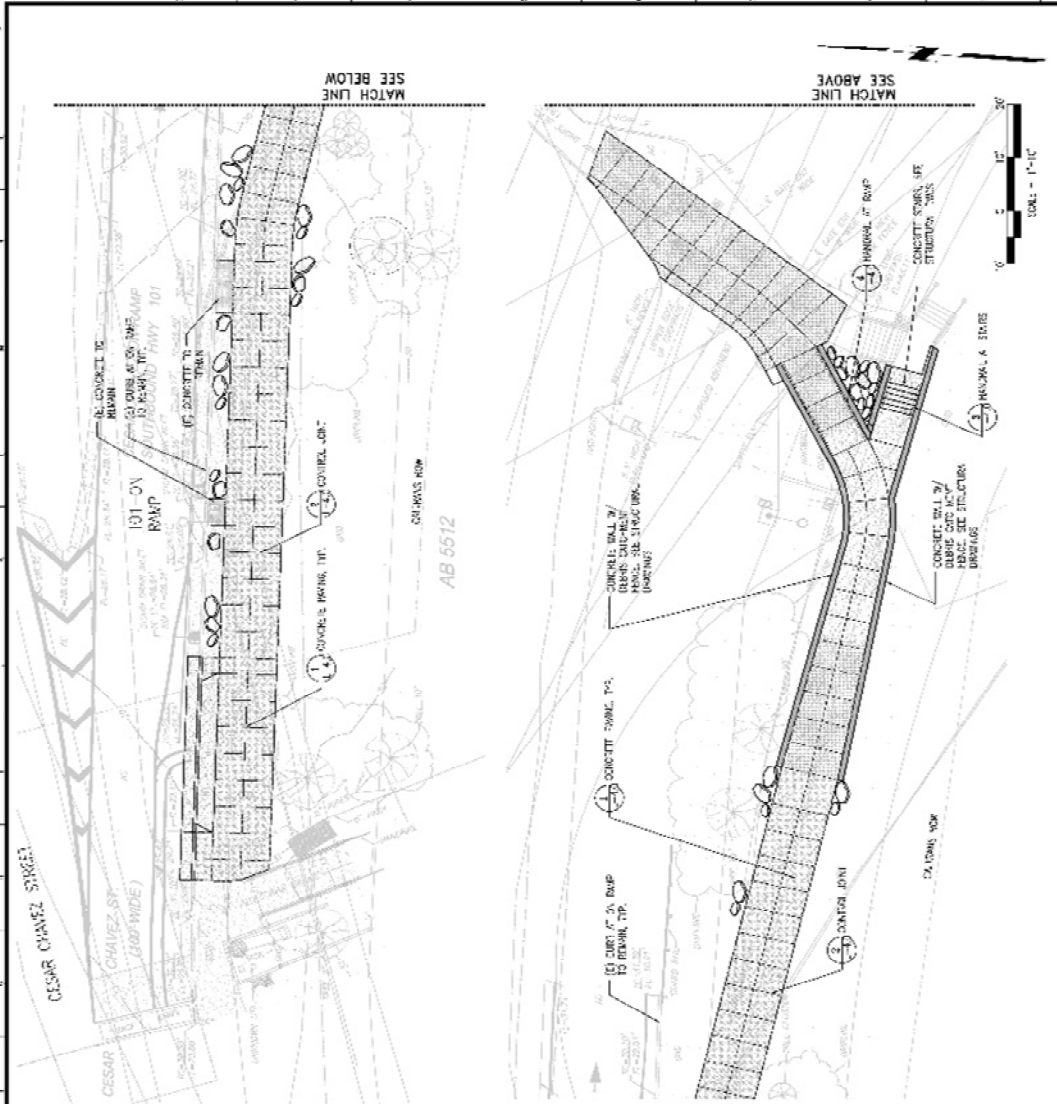
Public Works
Building Design & Construction
 Edgar Lopez, City Architect
 Debraj, Director of Building Design & Construction



90% SUBMITTAL - NOT FOR CONSTRUCTION

COUNTY OF SAN FRANCISCO DEPARTMENT OF PUBLIC WORKS BUILDING DESIGN & CONSTRUCTION 333 CALIFORNIA STREET, 12TH FLOOR SAN FRANCISCO, CA 94102		COUNTY OF SAN FRANCISCO DEPARTMENT OF PUBLIC WORKS BUILDING DESIGN & CONSTRUCTION 333 CALIFORNIA STREET, 12TH FLOOR SAN FRANCISCO, CA 94102	COUNTY OF SAN FRANCISCO DEPARTMENT OF PUBLIC WORKS BUILDING DESIGN & CONSTRUCTION 333 CALIFORNIA STREET, 12TH FLOOR SAN FRANCISCO, CA 94102	COUNTY OF SAN FRANCISCO DEPARTMENT OF PUBLIC WORKS BUILDING DESIGN & CONSTRUCTION 333 CALIFORNIA STREET, 12TH FLOOR SAN FRANCISCO, CA 94102	COUNTY OF SAN FRANCISCO DEPARTMENT OF PUBLIC WORKS BUILDING DESIGN & CONSTRUCTION 333 CALIFORNIA STREET, 12TH FLOOR SAN FRANCISCO, CA 94102	COUNTY OF SAN FRANCISCO DEPARTMENT OF PUBLIC WORKS BUILDING DESIGN & CONSTRUCTION 333 CALIFORNIA STREET, 12TH FLOOR SAN FRANCISCO, CA 94102
PROJECT NO. 2994J PROJECT NAME: HAIRBALL FG PROJECT LOCATION: CESAR CHAVEZ ST AND US-101 ON-RAMP	PROJECT NO. 2994J PROJECT NAME: HAIRBALL FG PROJECT LOCATION: CESAR CHAVEZ ST AND US-101 ON-RAMP	PROJECT NO. 2994J PROJECT NAME: HAIRBALL FG PROJECT LOCATION: CESAR CHAVEZ ST AND US-101 ON-RAMP	PROJECT NO. 2994J PROJECT NAME: HAIRBALL FG PROJECT LOCATION: CESAR CHAVEZ ST AND US-101 ON-RAMP	PROJECT NO. 2994J PROJECT NAME: HAIRBALL FG PROJECT LOCATION: CESAR CHAVEZ ST AND US-101 ON-RAMP	PROJECT NO. 2994J PROJECT NAME: HAIRBALL FG PROJECT LOCATION: CESAR CHAVEZ ST AND US-101 ON-RAMP	PROJECT NO. 2994J PROJECT NAME: HAIRBALL FG PROJECT LOCATION: CESAR CHAVEZ ST AND US-101 ON-RAMP


**San Francisco County Transportation Authority
Prop K/Prop AA Allocation Request Form
90% DESIGN DRAWINGS**



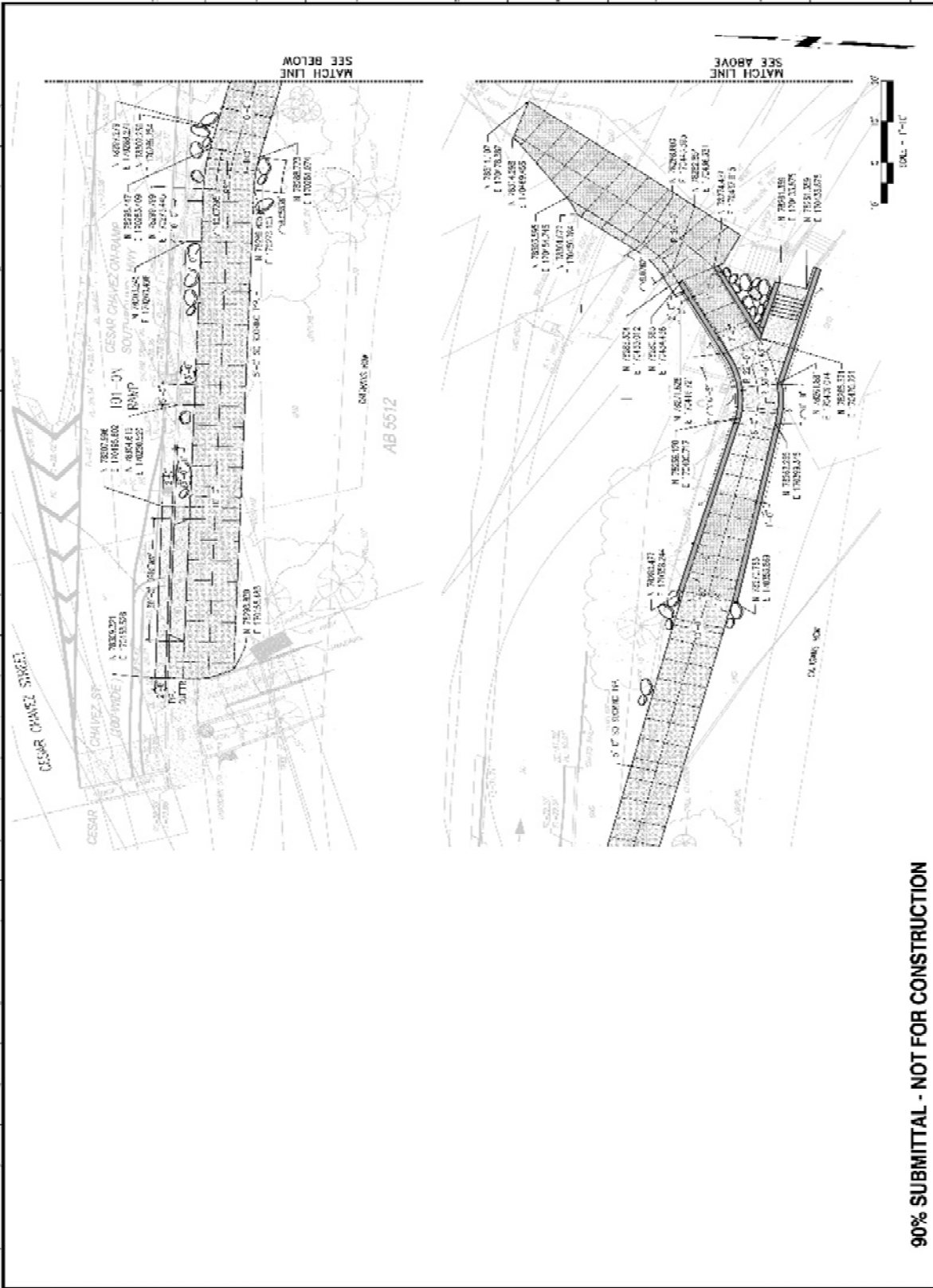
MATERIALS LEGEND

4" COARSE PAVC
4" GRANITE PAVC
BRIDGE FOR M.E.C. WORKS, SHARED OPERATIONS WITH 711

90% SUBMITTAL - NOT FOR CONSTRUCTION

				BUILDING DESIGN & CONSULTING 270 CALIFORNIA STREET SAN FRANCISCO, CA 94102 (415) 398-1000 WWW.BUILDINGDESIGNCONSULTING.COM		SHEET NO. 101 DRAWING NO. 101-101 PROJECT NO. 101-101		DATE: 11/20/17 BY: [Signature] CHECKED BY: [Signature]		90% BRUT SUBMITTAL NOT FOR CONSTRUCTION		AS NOTED SHEET OF SETS		HARRHALL SEGMENTS F AND G PROJECT MATERIALS AND CALLOUT PLAN		PROJECT NO. 101-101 SHEET NO. 101-101	
---	--	---	--	--	--	---	--	--	--	--	--	---------------------------	--	---	--	--	--

**San Francisco County Transportation Authority
Prop K/Prop AA Allocation Request Form
90% DESIGN DRAWINGS**



SHEET NO. 101-11 SHEET TITLE: LAYOUT PLAN		PROJECT: BARRIALL, SEWMENTS F AND G PROJECT SCALE: AS NOTED SHEET OF 4 SHEETS		DATE: 11/27/17 DRAWN BY: [Name] CHECKED BY: [Name]		DATE: 11/27/17 DRAWN BY: [Name] CHECKED BY: [Name]		BUILDING DESIGN & CONSTRUCTION SAN FRANCISCO PUBLIC WORKS 101 CALIFORNIA STREET SAN FRANCISCO, CA 94102		COUNTY OF SAN FRANCISCO PUBLIC WORKS		COUNTY OF SAN FRANCISCO PUBLIC WORKS		COUNTY OF SAN FRANCISCO PUBLIC WORKS	
--	--	---	--	--	--	--	--	--	--	---	--	---	--	---	--

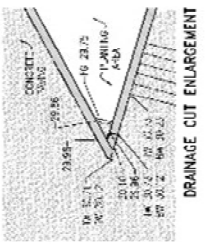
90% SUBMITTAL - NOT FOR CONSTRUCTION

**San Francisco County Transportation Authority
Prop K/Prop AA Allocation Request Form
90% DESIGN DRAWINGS**

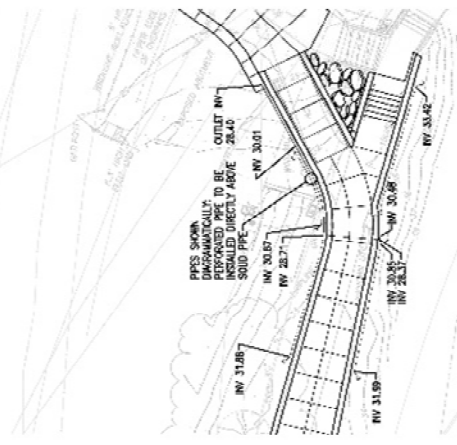


DRAINAGE LEGEND	
FUNCTION, PART	
SCALE: 1/4" = 1'-0"	
SYMBOL	DESCRIPTION
---	1/4" DIA. 12" DEEP

GRADING LEGEND	
SYMBOL	DESCRIPTION
---	1/4" DIA. 12" DEEP
---	1/4" DIA. 12" DEEP
---	1/4" DIA. 12" DEEP
---	1/4" DIA. 12" DEEP



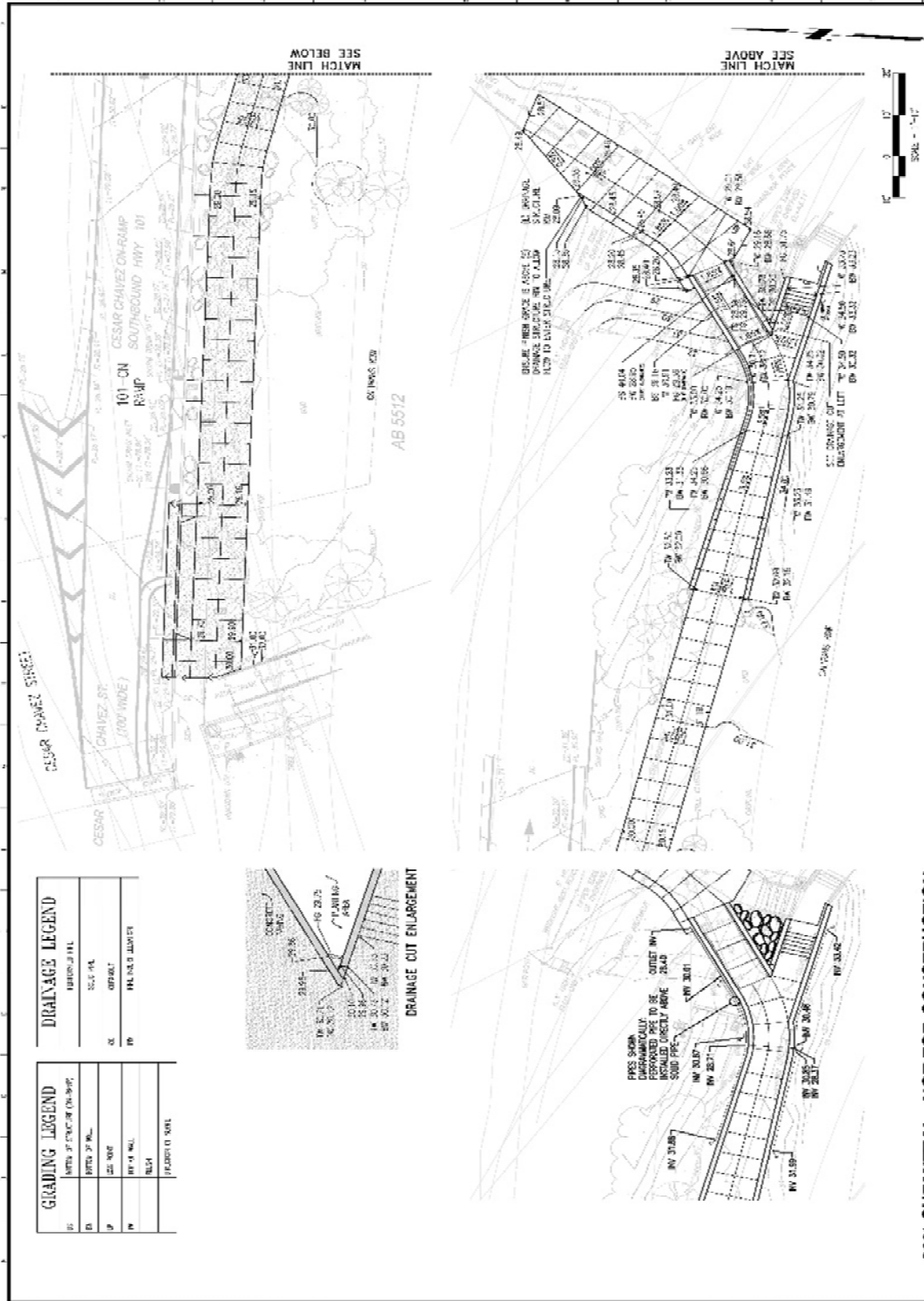
DRAINAGE CUT ENLARGEMENT



90% SUBMITTAL - NOT FOR CONSTRUCTION

DATE: 11/20/17	SCALE: AS NOTED	90% READY SUBMITTAL FOR CONSTRUCTION	PROJECT: HAIRBALL SEGMENTS F AND G PROJECT
BY: [Signature]	DATE: 11/20/17	DATE OF SHEETS: 04/17/17	SHEET NO: 1-2.0
BUILDING DESIGN & CONSTRUCTION 200 CALIFORNIA ST. SAN FRANCISCO, CA 94102 TEL: 415.376.3300 WWW.BDCWORKS.COM		GRADING AND DRAINAGE PLAN	

San Francisco County Transportation Authority Prop K/Prop AA Allocation Request Form 90% DESIGN DRAWINGS



DRAINAGE LEGEND

RE	REINFORCED CONCRETE
SS	SEWER PIPE
OP	OPEN DITCH
HA	HAZARDOUS WASTE

GRADING LEGEND

RE	REINFORCED CONCRETE
SS	SEWER PIPE
OP	OPEN DITCH
HA	HAZARDOUS WASTE

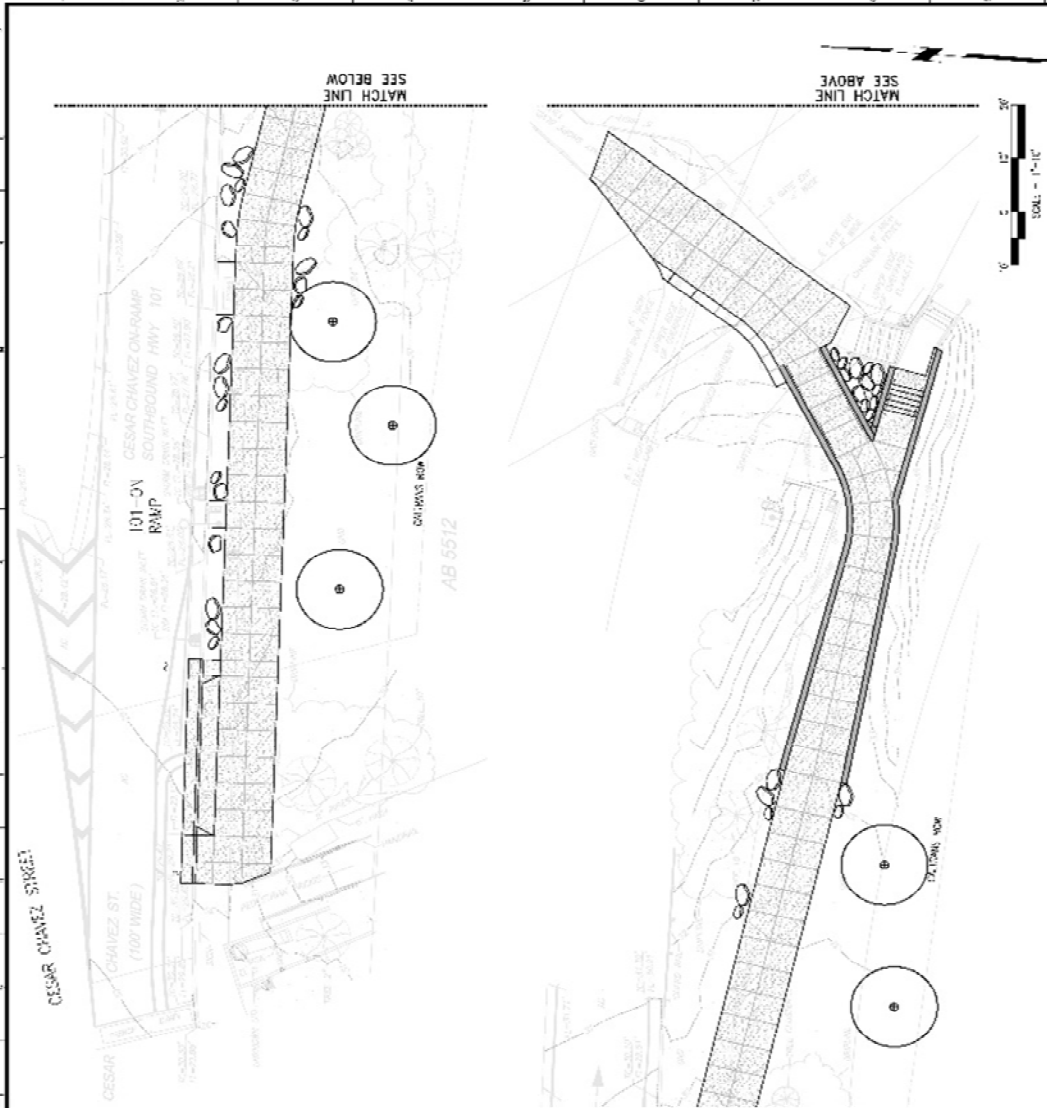
90% SUBMITTAL - NOT FOR CONSTRUCTION

DATE: 11/09/07
 DRAWN BY: J. J. JONES
 CHECKED BY: J. J. JONES
 PROJECT NO: 07000000000000000000

PROJECT NO: 07000000000000000000
 SHEET NO: 1-210
 TOTAL SHEETS: 1-210

PROJECT: GRADING AND DRAINAGE PLAN

**San Francisco County Transportation Authority
Prop K/Prop AA Allocation Request Form
90% DESIGN DRAWINGS**



PLANTING SPECIFICATIONS

SYMBOL	QUANTITY	DESCRIPTION	SIZE	QTY
⊕	5	24" DIA. BROWN	24" DIA.	5
⊕	5	24" DIA. BROWN	24" DIA.	5

90% SUBMITTAL - NOT FOR CONSTRUCTION

PROJECT NO. DRAWING NO. SHEET NO.	PROJECT NAME HAIRBALL SIGNS/ARTS F AND G PROJECT	SCALE AS NOTED	DATE 11/02/17	DRAWN BY 11/02/17	CHECKED BY 11/02/17	APPROVED BY 11/02/17	PROJECT LOCATION HAIRBALL SIGNS/ARTS F AND G PROJECT
BUILDING DESIGN & CONSTRUCTION SAN FRANCISCO PUBLIC WORKS 22 CALIFORNIA STREET, SUITE 200 SAN FRANCISCO, CA 94102							
THE PUBLIC WORKS DEPARTMENT HAS REVIEWED THIS DRAWING AND APPROVES IT FOR CONSTRUCTION.							

Prop K 5-Year Project List (FY 2014/15 - 2018/19)

**Bicycle Circulation and Safety (EP 39)
Programming and Allocations to Date**

Pending February 27, 2018 Board Action

Agency	Project Name	Phase	Status	Fiscal Year					Total
				2014/15	2015/16	2016/17	2017/18	2018/19	
Bicycle Safety, Education and Outreach									
SFMTA	Bike To Work Day 2015 ⁵	CON	Allocated	\$76,000					\$76,000
SFMTA	Bike To Work Day 2015 ⁵	CON	Deobligated	(\$11,000)					(\$11,000)
SFMTA	Bike To Work Day Promotion ⁸	CON	Programmed		\$0				\$0
SFMTA	Bike To Work Day Promotion	CON	Allocated			\$38,475			\$38,475
SFMTA	Bike To Work Day Promotion	CON	Allocated				\$38,475		\$38,475
SFMTA	Bike To Work Day Promotion	CON	Programmed					\$38,475	\$38,475
SFMTA	Bicycle Promotion ^{5, 8}	PLAN	Programmed	\$0					\$0
SFMTA	Bicycle Promotion ⁸	CON	Programmed		\$0				\$0
SFMTA	Bicycle Promotion	CON	Programmed			\$31,198			\$31,198
SFMTA	Bicycle Promotion	CON	Programmed					\$15,599	\$15,599
SFMTA	Bicycle Safety, Education & Outreach (e.g., Classes)	CON	Programmed	\$0					\$0
SFMTA	Bicycle Safety Education Classes	CON	Allocated	\$72,000					\$72,000
SFMTA	Bicycle Safety Education Classes	CON	Deobligated	(\$4,694)					(\$4,694)
SFMTA	Bicycle Safety Education and Outreach ⁸	CON	Allocated		\$170,000				\$170,000
SFMTA	Bicycle Safety, Education & Outreach (e.g., Classes) ⁸	CON	Programmed		\$63,415				\$63,415
SFMTA	Youth Bicycle Safety Education Classes	CON	Allocated		\$80,000				\$80,000
SFMTA	Youth Bicycle Safety Education Classes	CON	Deobligated		(\$7,563)				(\$7,563)
SFMTA	Bicycle Safety, Education & Outreach (e.g., Classes)	CON	Programmed			\$117,258			\$117,258
SFMTA	Youth Bicycle Safety Education Classes	CON	Allocated				\$117,258		\$117,258

Prop K 5-Year Project List (FY 2014/15 - 2018/19)

**Bicycle Circulation and Safety (EP 39)
Programming and Allocations to Date**

Pending February 27, 2018 Board Action

Agency	Project Name	Phase	Status	Fiscal Year					Total
				2014/15	2015/16	2016/17	2017/18	2018/19	
System Performance and Innovation									
SFMTA	Bicycle Counters & Barometers	DES/	Programmed	\$2,500					\$2,500
SFMTA	Bicycle Counters & Barometers	CON	Allocated	\$97,500					\$97,500
SFMTA	Bicycle Counters & Barometers	CON	Deobligated				(\$18,008)		(\$18,008)
SFMTA	Bicycle Counters & Barometers	DES/ CON	Programmed				\$51,615		\$51,615
SFMTA	Market Street Green Bike Lanes and Raised Cycletrack ²	CON	Allocated	\$758,400					\$758,400
SFMTA	Innovative Treatments ²	PLAN	Programmed	\$0					\$0
SFMTA	Innovative Treatments	PLAN	Programmed		\$5,600				\$5,600
SFMTA	Innovative Treatments	PLAN	Programmed			\$5,600			\$5,600
SFMTA	Innovative Treatments	PLAN	Programmed				\$5,600		\$5,600
SFMTA	Innovative Treatments ²	DES	Programmed	\$0					\$0
SFMTA	Innovative Treatments	DES	Programmed		\$14,400				\$14,400
SFMTA	Innovative Treatments	DES	Programmed			\$14,400			\$14,400
SFMTA	Innovative Treatments	DES	Programmed				\$14,400		\$14,400
SFMTA	Innovative Treatments	DES	Programmed					\$14,400	\$14,400
SFMTA	Innovative Treatments ²	CON	Programmed	\$0					\$0
SFMTA	Innovative Treatments	CON	Programmed		\$120,000				\$120,000
SFMTA	Innovative Treatments	CON	Programmed			\$120,000			\$120,000
SFMTA	Innovative Treatments	CON	Programmed				\$120,000		\$120,000
SFMTA	Innovative Treatments ^{2,4}	CON	Programmed					\$83,974	\$83,974
SFMTA	Spot Improvements ^{2,4}	CON	Programmed	\$0					\$0
SFMTA	5th Street Green Shared Roadway Markings (Sharrows) [Vision Zero]	CON	Allocated	\$82,700					\$82,700

Prop K 5-Year Project List (FY 2014/15 - 2018/19)

**Bicycle Circulation and Safety (EP 39)
Programming and Allocations to Date**

Pending February 27, 2018 Board Action

Agency	Project Name	Phase	Status	Fiscal Year					Total
				2014/15	2015/16	2016/17	2017/18	2018/19	
SFMTA	5th Street Green Shared Roadway Markings (Sharrows) [Vision Zero]	CON	Deobligated	(\$10,310)					(\$10,310)
SFMTA	7th Avenue and Lincoln Way Intersection Improvements ⁴	CON	Allocated	\$115,324					\$115,324
SFMTA	Spot Improvements	CON	Programmed		\$197,130				\$197,130
SFMTA	Spot Improvements	CON	Programmed			\$150,000			\$150,000
SFMTA	Spot Improvements	CON	Programmed				\$100,000		\$100,000
SFMTA	Spot Improvements	CON	Programmed					\$20,000	\$20,000
Bicycle Network Expansion and Upgrades									
SFMTA	Bike Strategy Project Planning and Scoping	PLAN	Allocated	\$76,356					\$76,356
SFMTA	Bike Strategy Conceptual Design	PLAN	Allocated	\$100,144					\$100,144
SFMTA	Bicycle Wayfinding Signs - Pilot	PLAN	Allocated		\$20,000				\$20,000
SFMTA	Bicycle Wayfinding Signs - Design	PLAN	Allocated		\$173,000				\$173,000
SFMTA	Bicycle Network Expansion and Upgrades	PLAN	Programmed	\$0					\$0
SFMTA	Bicycle Network Expansion and Upgrades ¹²	PLAN	Programmed		\$0				\$0
SFMTA	Central Richmond Neighborhood ¹¹	PLAN	Allocated			\$155,000			\$155,000
SFMTA	Bicycle Network Expansion and Upgrades	DES	Programmed	\$0					\$0
SFMTA	Bicycle Network Expansion and Upgrades	DES	Programmed		\$168,126				\$168,126
SFMTA	Bicycle Network Expansion and Upgrades ^{1, 3, 12}	CON	Programmed	\$0					\$0
SFMTA	Bicycle Network Expansion and Upgrades	CON	Programmed		\$282,970				\$282,970

Prop K 5-Year Project List (FY 2014/15 - 2018/19)

**Bicycle Circulation and Safety (EP 39)
Programming and Allocations to Date**

Pending February 27, 2018 Board Action

Agency	Project Name	Phase	Status	Fiscal Year					Total
				2014/15	2015/16	2016/17	2017/18	2018/19	
SFMTA	Bicycle Network Expansion and Upgrades ^{11,13}	ANY	Programmed			\$200,500			\$200,500
SFMTA	Bicycle Network Expansion and Upgrades	ANY	Programmed				\$450,500		\$450,500
SFMTA	Bicycle Network Expansion and Upgrades	ANY	Programmed					\$450,057	\$450,057
SFMTA	Safe Streets Project Evaluation Program ¹²	PLAN	Allocated				\$189,850		\$189,850
SFMTA	Shared Roadway Bicycle Markings (Sharrows) - Environmental, Design ¹	PA&ED, PS&E	Allocated	\$123,882					\$123,882
SFMTA	Shared Roadway Bicycle Markings (Sharrows) - Construction ¹	CON	Allocated	\$132,218					\$132,218
SFMTA	Sharrows	CON	Programmed		\$138,100				\$138,100
SFMTA	Western Addition - Downtown Bikeway Connector [NTIP]	ENV	Programmed	\$62,000					\$62,000
SFMTA	Embarcadero Bikeway Enhancements [NTIP] ⁶	ENV	Programmed	\$150,000					\$150,000
SFMTA	Embarcadero Bikeway Enhancements [NTIP] ⁶	ENV	Programmed		\$50,000				\$50,000
SFMTA	Second Street Vision Zero Improvements [Vision Zero] ³	CON	Allocated	\$158,500					\$158,500
SFMTA	Second Street Vision Zero Improvements [Vision Zero] ³	CON	Deobligated	(\$6)					(\$6)
DPW	Second Street Improvement - EP 39	CON	Allocated			\$110,000			\$110,000
SFMTA	Twin Peaks Connectivity	PLAN,	Allocated	\$23,000					\$23,000
SFMTA, or	NTIP Placeholder ^{6, 7, 9, 10, 13, 14}	ANY	Programmed		\$0				\$0

Prop K 5-Year Project List (FY 2014/15 - 2018/19)

**Bicycle Circulation and Safety (EP 39)
Programming and Allocations to Date**

Pending February 27, 2018 Board Action

Agency	Project Name	Phase	Status	Fiscal Year					Total
				2014/15	2015/16	2016/17	2017/18	2018/19	
SFMTA	Arguello Boulevard Near-term Improvements [NTIP Capital] ⁹	CON	Allocated		\$188,931				\$188,931
SFMTA	Golden Gate Avenue Buffered Bike Lane [NTIP Capital] ⁷	CON	Allocated		\$50,000				\$50,000
SFMTA	Cesar Chavez/Bayshore/ Potrero Intersection Improvements [NTIP Capital] ⁶	PLAN	Allocated	\$50,000					\$50,000
SFMTA	Cesar Chavez/Bayshore/ Potrero Intersection Improvements [NTIP Capital] ⁶	PLAN	Deobligated			(\$5,314)			(\$5,314)
SFMTA	Valencia Bikeway Implementation Plan [NTIP Planning] ¹³	PLAN	Allocated				\$145,000		\$145,000
SFPW	Bayshore Blvd/Cesar Chavez St/Potrero Ave Intersection Improvements (The Hairball) [NTIP Capital] ¹⁴	CON	Pending				\$100,000		\$100,000
Transit Access									
Caltrain	San Francisco Bicycle Parking Facility Improvements - Supplemental Funds	CON	Allocated	\$20,000					\$20,000
Caltrain	Caltrain Bike Facility Improvements	DES/ CON	Programmed		\$20,000				\$20,000
Caltrain	Caltrain Bike Facility Improvements	DES/ CON	Programmed				\$20,000		\$20,000
Caltrain	Caltrain Bike Facility Improvements	CON	Programmed		\$180,000				\$180,000

Prop K 5-Year Project List (FY 2014/15 - 2018/19)

**Bicycle Circulation and Safety (EP 39)
Programming and Allocations to Date**

Pending February 27, 2018 Board Action

Agency	Project Name	Phase	Status	Fiscal Year					Total
				2014/15	2015/16	2016/17	2017/18	2018/19	
Caltrain	Caltrain Bike Facility Improvements	CON	Programmed				\$180,000		\$180,000
BART	16th/Mission Bike Station [N'TIP]	DES	Programmed	\$151,000					\$151,000
BART	24th/Mission Bike Station [N'TIP]	DES	Programmed	\$151,000					\$151,000
BART	Glen Park Bike Station	DES	Programmed	\$248,000					\$248,000
Total Programmed in 5YPP				\$2,624,515	\$1,914,109	\$937,117	\$1,514,690	\$628,105	\$7,618,535
Total Allocated and Pending in 5YPP				\$1,886,024	\$681,931	\$303,475	\$590,583	\$0	\$3,462,013
Total Deobligated in 5YPP				(\$26,009)	(\$7,563)	(\$5,314)	(\$18,008)	\$0	(\$56,894)
Total Unallocated in 5YPP				\$764,500	\$1,239,741	\$638,956	\$942,115	\$628,105	\$4,213,417
Total Programmed in 2014 Strategic Plan				\$2,967,024	\$2,047,091	\$927,431	\$1,097,848	\$628,105	\$7,667,499
Deobligated from Prior 5YPP Cycles **				\$157,972					\$157,972
Cumulative Remaining Programming Capacity				\$500,482	\$633,464	\$623,778	\$206,936	\$206,936	\$206,936

Programmed
Pending Allocation/Appropriation
Board Approved Allocation/Appropriation

FOOTNOTES:

¹ 5YPP amendment to fully fund project in Fiscal Year 2014/15: Sharrow (Resolution 15-13, 10.21.2014).

Sharrow: Added construction phase to project and increased from \$118,000 to \$256,100 in Fiscal Year 2014/15.
Bicycle Network Expansion and Upgrades: Construction phase of project decreased from \$367,724 to \$229,264. Funds not needed in Fiscal Year 2014/15.

Prop K 5-Year Project List (FY 2014/15 - 2018/19)

**Bicycle Circulation and Safety (EP 39)
Programming and Allocations to Date**

Pending February 27, 2018 Board Action

Agency	Project Name	Phase	Status	Fiscal Year			Total
				2014/15	2015/16	2016/17	

² 5YPP amendment to fully fund project in Fiscal Year 2014/15: Market Street Green Bike Lanes and Raised Cycletrack (Resolution 15-28, 12.16.2015).

Innovative Treatments: Reduced planning phase from \$104,618 to \$0, design phase from \$126,518 to \$0, construction phase from \$520,288 to \$0, to fund the Market Street Green Bike Lanes and Raised Cycletrack for construction in Fiscal Year 2014/15.

Spot Improvements: Reduced from \$200,000 to \$198,024 in Fiscal Year 2014/15.

³ Bicycle Network Expansion and Upgrades funds from Fiscal Year 2014/15 (\$158,500) were allocated to Second Street Vision Zero Improvements (Resolution 15-34, 1.27.15).

⁴ Spot Improvements placeholder funds from Fiscal Year 2014/15 (\$110,800) were allocated for construction of the 7th Avenue and Lincoln Way Intersection Improvements project (Resolution 15-46, 03.24.2015).

⁵ 5YPP amendment to fully fund Bike to Work Day 2015 (Resolution 15-52, 4/28/2015).

Bicycle Promotion: Reduced from \$50,000 to \$25,300 in Fiscal Year 2014/15.

Bike to Work Day 2015: Added \$24,700 in Fiscal Year 2014/15 for construction.

⁶ 5YPP amendment to fund Cesar Chavez/Bayshore/Potrero Intersection Improvements [NTIP Capital] (Resolution 2015-056, 5/19/2015).

Embarcadero Bikeway Enhancements [NTIP]: Reduced from \$200,000 to \$150,000 in Fiscal Year 2014/15 and increased from \$0 to \$50,000 in FY 15/16. Project will not need these funds until FY 15/16.

NTIP Placeholder: Reduced from \$436,000 to \$386,000 in Fiscal Year 2015/16.

Cesar Chavez/Bayshore/Potrero Intersection Improvements [NTIP Capital]: Added project with \$50,000 in Fiscal Year 2014/15 for design.

⁷ 5YPP amendment to fund Golden Gate Avenue Buffered Bike Lane [NTIP Capital] (Resolution 2016-040, 2/23/2016).

NTIP Placeholder: Reduced from \$386,000 to \$336,000 in Fiscal Year 2015/16.

Golden Gate Avenue Buffered Bike Lane [NTIP Capital]: Added project with \$50,000 in Fiscal Year 2015/16 for construction.

⁸ FY 15/16 allocation for Bicycle Safety Education and Outreach (\$170,000) included the following placeholders (Resolution 2016-040, 2/23/2016):

Bike to Work Day Promotion: Reduced from \$38,475 to zero in Fiscal Year 2015/16.

Bicycle Promotion: Reduced from \$25,300 to zero in Fiscal Year 2014/15 and \$80,840 to zero in Fiscal Year 2015/16.

Bicycle Safety, Education & Outreach: Reduced from \$88,800 to \$63,415 in Fiscal Year 2015/16.

Prop K 5-Year Project List (FY 2014/15 - 2018/19)

**Bicycle Circulation and Safety (EP 39)
Programming and Allocations to Date**

Pending February 27, 2018 Board Action

Agency	Project Name	Phase	Status	Fiscal Year			Total
				2014/15	2015/16	2016/17	

⁹ 5YPP amendment to fund Arguello Boulevard Near-term Improvements [NTIP Capital] (Resolution 2016-55).

NTIP Placeholder: Reduced from \$336,000 to \$147,069 in Fiscal Year 2015/16.

Arguello Boulevard Near-term Improvements [NTIP Capital]: Added project with \$188,931 in Fiscal Year 2015/16 for construction.

¹⁰ With approval of resolution 17-27, 2/28/2017, the Board expressed an intent to support a future allocation of \$320,000 in NTIP capital funds for the construction phase of the project following completion of the design phase (anticipated fall 2017). The \$400,000 in NTIP funding for the project (subject request (\$80,000) plus the proposed future allocation (\$320,000)) will be split 50/50 between the NTIP capital funds available for Districts 9 and 10.

¹¹ 5YPP amendment to fund Central Richmond Neighborway (Resolution 17-039).

Bicycle Network Expansion and Upgrades: Reduced by \$155,000 from \$450,500 to \$295,500 in Fiscal Year 2016/17 for any phase.

Central Richmond Neighborway: Added project with \$155,000 in Fiscal Year 2016/17 for planning.

¹² 5YPP amendment to fund Safe Streets Project Evaluation Program (Resolution 18-012)

Bicycle Network Expansion and Upgrade (Planning) placeholder: Reduced from \$135,050 to \$0 in Fiscal Year 2015/16.

Bicycle Network Expansion and Upgrade (Construction) placeholder: Reduced from \$54,800 to \$0 in Fiscal Year 2014/15.

Safe Streets Project Evaluation Program: Added project with \$189,850 in Fiscal Year 2017/18.

¹³ 5YPP amendment to fund Valencia Street Bikeway Implementation Plan [NTIP Planning] (Resolution 18-020)

NTIP (Any) placeholder: Reduced from \$147,069 to \$97,069 in Fiscal Year 2015/16.

Bicycle Network Expansion and Upgrade (Any) placeholder: Reduced from \$295,500 to \$200,500 in Fiscal Year 2016/17.

Valencia Street Bikeway Implementation Plan [NTIP Planning]: Added project with \$145,000 in Fiscal Year 2017/18.

¹⁴ 5YPP amendment to partially fund Bayshore Blvd/Cesar Chavez St/Potrero Ave Intersection Improvements (The Hairball) [NTIP Capital] (Resolution 18-XXX, xx/xx/2018):

NTIP Placeholder: Reduced from \$97,069 in FY2015/16 to \$0.

Cumulative Remaining Programming Capacity: Reduced by \$2,931 from \$209,867 to \$206,936.

Bayshore Blvd/Cesar Chavez St/Potrero Ave Intersection Improvements (The Hairball) [NTIP Capital]: Added project with \$100,000 in FY2017/18 construction funds.